


PLAN DE FEU




8 x Par 64 (56) longs
4 PC 500 W




Bloc de Puissance
12 circuits x 3KW
(triphase 125A)



console 12 voies DMX 512



4 x Par 56 Courts



4 x Par 56 Courts